


1 Change log 2


[illegible]

2 Page title (Change in the canvas sidebar)



1. Note title
Note description - You can edit the notes by unlocking the notes layer

3 Landscape wireframe



1. Only use this format if you need to make lots of notes or include a storyboard

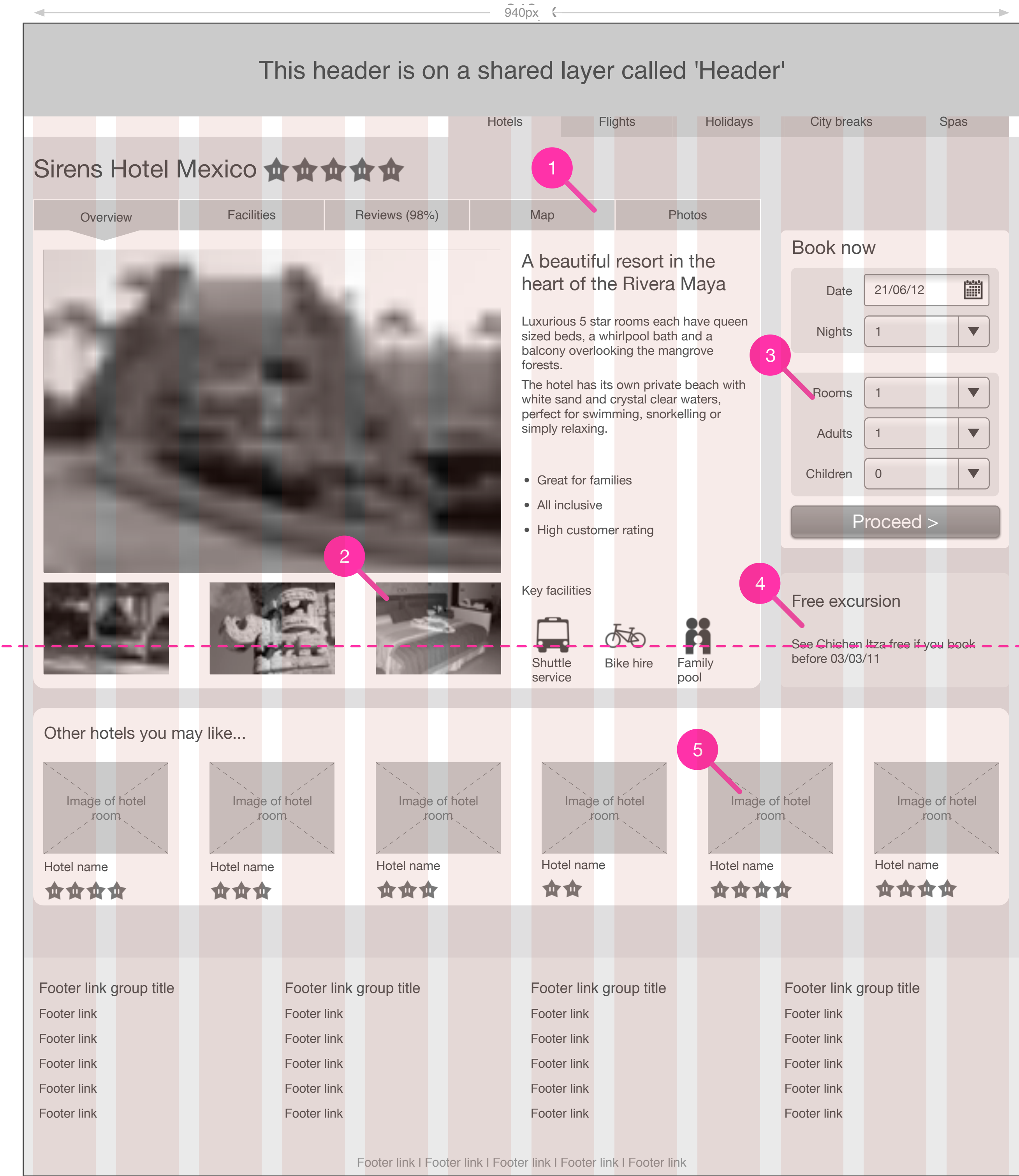
Note description - You can edit the notes by unlocking the notes layer

1. Only use this format if you need to make lots of notes or include a storyboard

Note description - You can edit the notes by unlocking the notes layer

Try not to extend the design onto another canvas, this makes printing difficult for the client.

4 Hotel details 2



1. In page navigation

Splits the relevant information down into manageable chunks.

2. Alternative images

These should include images of the room, the bathroom and other facilities within the hotel

Clicking on a thumbnail moves it into the main image area.

3. Booking form

Gets users to make initial decisions about the hotel stay before moving into the booking process.

Should reflect information inputed during search process e.g. if they searched 'hotel mexico 2 nights 2 people'

4. Relevant promotions in close proximity to CTA

These are given less visual weight but are close to the proceed button to help persuade users to move forward in the process.

5. Alternative hotels

These should be based on the users browsing behaviour. Hotels in a similar region, hotels of a similar standard but in a different region.

5 Storyboard

